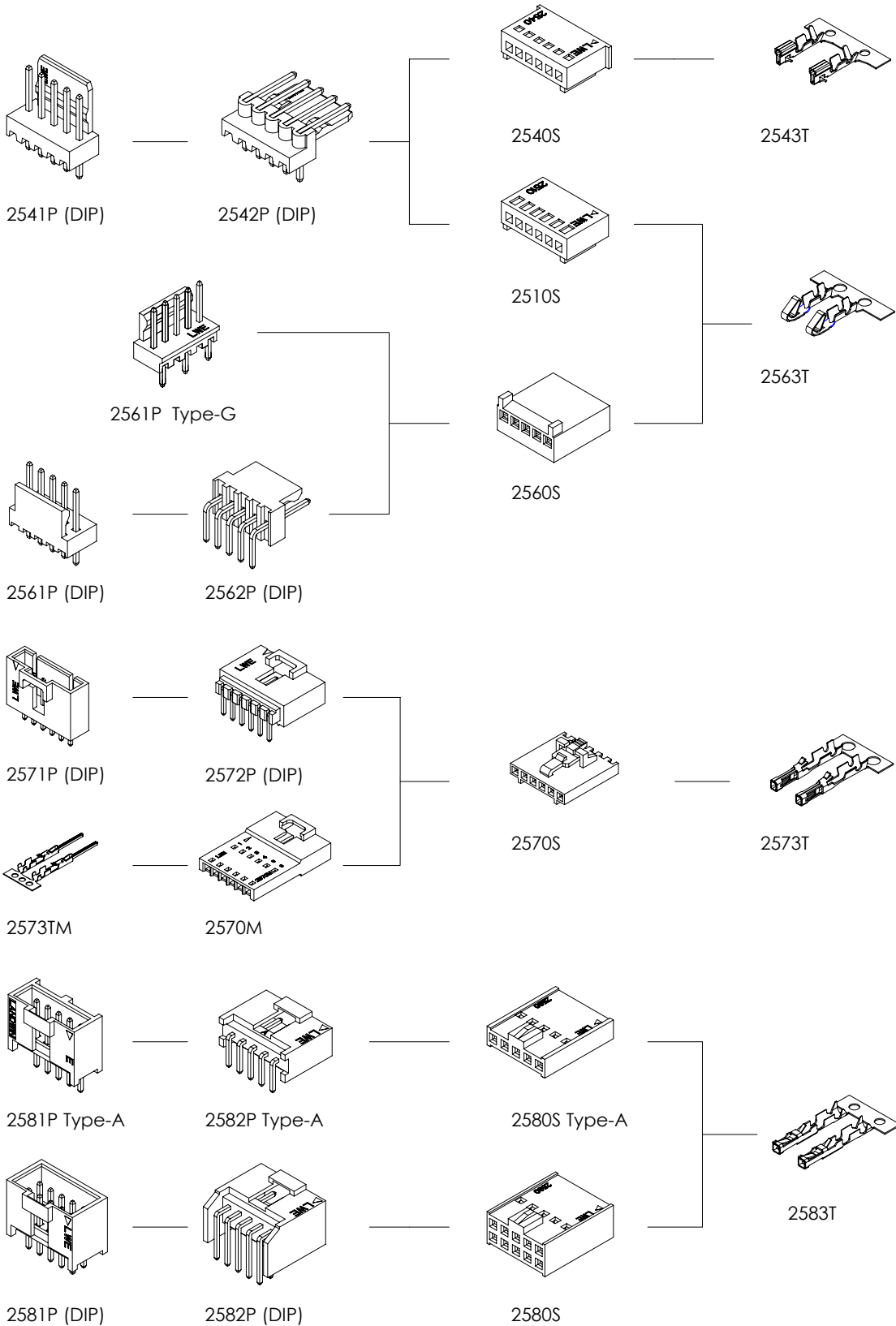


2.54 Pitch SERIES



2.54mm Pitch PCB and Wire Connectors - Standard Application

RoHS REACH LF HFA

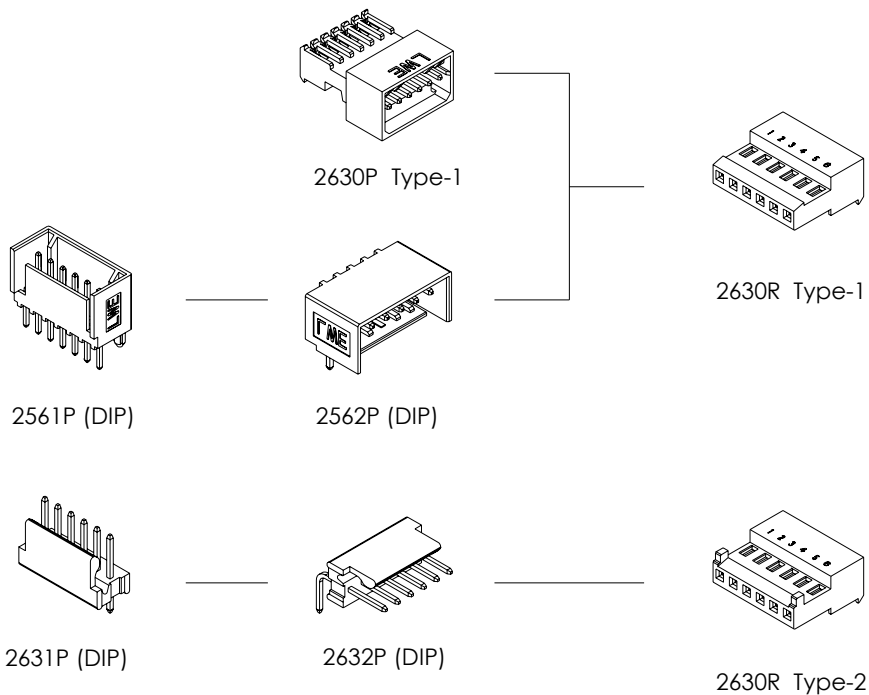


2.54 Pitch SERIES



2.54mm Pitch PCB and Wire Connectors - Standard Application

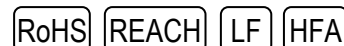
RoHS REACH LF HFA



2.54 Pitch 2510 SERIES CONNECTOR



2.54 mm Pitch Wire to Board Connector



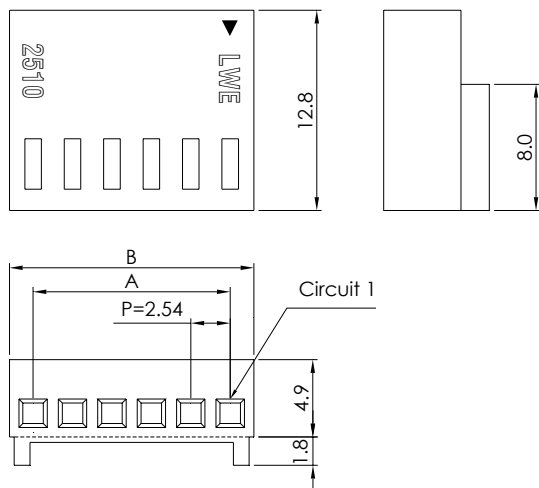
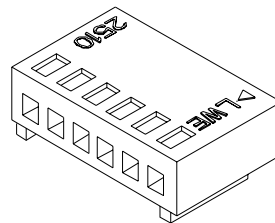
2510S Single-Row Housing

Specifications

- ◇ Current rating: 3A AC/DC (AWG 22)
- ◇ Voltage Range: 250V AC,DC
- ◇ Withstand Voltage: 1000V AC/Minute
- ◇ Contact Resistance: 20 mΩ Max. before environment test
- ◇ Insulation Resistance: 1000 MΩ Min.
- ◇ Temperature Range: -40°C to 105°C
- ◇ Material: Nylon 66 94V-0 Ivory Color

Reference

- ◇ Mates with 2541P,2542P Headers
- ◇ Use with 2563T Terminal



Ordering Information

Circuits	Part No.	Dimension	
		A	B
2	2510S0210	2.54	5.74
3	2510S0310	5.08	8.28
4	2510S0410	7.62	10.82
5	2510S0510	10.16	13.36
6	2510S0610	12.70	15.90
7	2510S0710	15.24	18.44
8	2510S0810	17.78	20.98
9	2510S0910	20.32	23.52
10	2510S1010	22.86	26.06
11	2510S1110	25.40	28.60
12	2510S1210	27.94	31.14
13	2510S1310	30.48	33.68
14	2510S1410	33.02	36.22
15	2510S1510	35.56	38.76

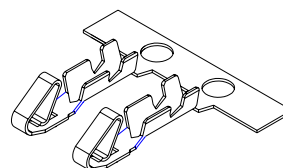
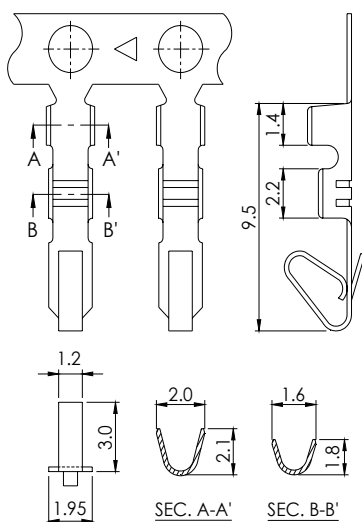
Material

Part	Material
Housing	Nylon 66 94V-0

2563T Crimp Terminal

Reference

- ◇ Mates with 2510SXX10,2560S, 2600S Housing



Ordering Information

Part Number	Applicable Wire		Q'ty / Reel
	AWG #	Insulation O.D. mm	
2563T011R	22 - 28	1.9 Max.	10,000
2563T012R	22 - 28	1.9 Max.	10,000

Material

Part	Material	Remark
2563T011R	Phosphor Bronze, Tin-plated	
2563T012R	Brass, Tin-plated	

- * Halogen-free product
- * Contact for more plating selection.

2.54 Pitch 2540 SERIES CONNECTOR



2.54 mm Pitch Wire to Board Connector



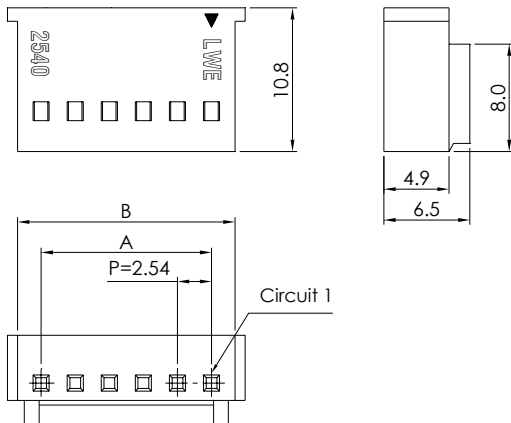
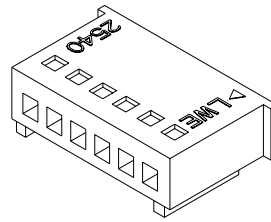
2540S Single-Row Housing

Specifications

- ◇ Current rating: 3A AC/DC (AWG 22)
- ◇ Voltage Range: 250V AC,DC
- ◇ Withstand Voltage: 1000V AC/Minute
- ◇ Contact Resistance: 20 mΩ Max. before environment test
- ◇ Insulation Resistance: 1000 MΩ Min.
- ◇ Temperature Range: -40°C to 105°C

Reference

- ◇ Mates with 2541P,2542P Headers
- ◇ Use with 2543T Terminal
- ◇ Certifications: UL , CSA



Ordering Information

Circuits	Part No.	Dimension	
		A	B
2	2540S02 00	2.54	6.0
3	2540S03 00	5.08	8.6
4	2540S04 00	7.62	11.1
5	2540S05 00	10.16	13.7
6	2540S06 00	12.70	16.2
7	2540S07 00	15.24	18.7
8	2540S08 00	17.78	21.3
9	2540S09 00	20.32	23.8
10	2540S10 00	22.86	26.4
11	2540S11 00	25.40	28.9
12	2540S12 00	27.94	31.4
13	2540S13 00	30.48	34.0
14	2540S14 00	33.02	36.5
15	2540S15 00	35.56	39.1

Material

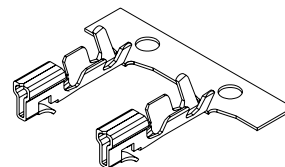
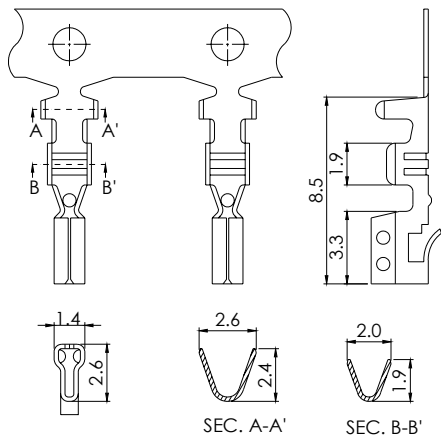
Part	Material
Housing	Nylon 66 94V-0

※ Available P/N of Halogen-Free replacement:
2540S xx 00-SNH (xx : Circuit No.)

2543T Crimp Terminal

Reference

- ◇ Mates with 2510S,2540S,2640S A-Series Housing



Ordering Information

Part Number	Applicable Wire		Q'ty / Reel
	AWG #	Insulation O.D. mm	
2543T011R	22 - 28	1.9 Max.	10,000

Material

Part	Material	Remark
2543T011R	Phosphor Bronze, Tin-plated	

※ Halogen-free product
※ Contact for more plating selection.

2.54 Pitch 2540 SERIES CONNECTOR



2.54 mm Pitch Wire to Board Connector



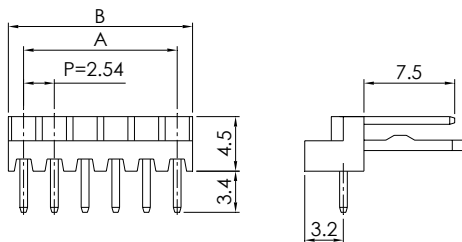
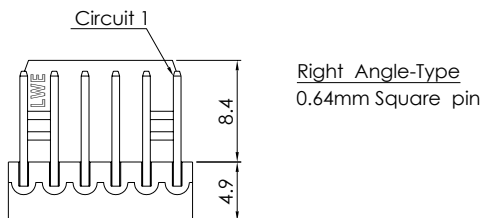
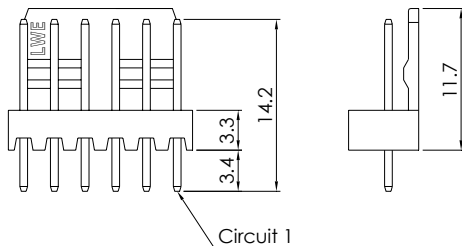
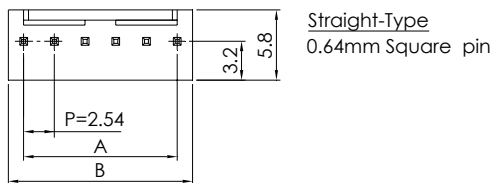
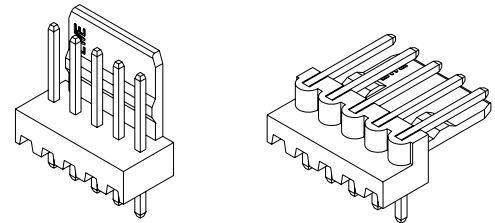
2541P, 2542P DIP Header

Specifications

- ◇ Current rating: 3A AC/DC (AWG 22)
- ◇ Voltage Range: 250V AC,DC
- ◇ Withstand Voltage: 1000V AC/Minute
- ◇ Contact Resistance: 20 mΩ Max. before environment test
- ◇ Insulation Resistance: 1000 MΩ Min.
- ◇ Temperature Range: -40°C to 105°C
- ◇ Applicable PC Board Thickness: 1.6mm

Reference

- ◇ Mates with 2510S, 2540S Housing
- ◇ Certifications: UL, CSA



Ordering Information

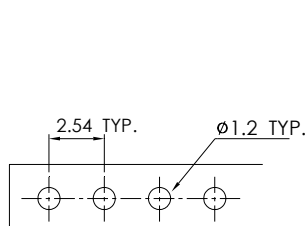
Circuits	Part No.		Dimension	
	Straight	Right Angle	A	B
2	2541P02 00T	2542P02 00T	2.54	5.1
3	2541P03 00T	2542P03 00T	5.08	7.6
4	2541P04 00T	2542P04 00T	7.62	10.2
5	2541P05 00T	2542P05 00T	10.16	12.7
6	2541P06 00T	2542P06 00T	12.70	15.2
7	2541P07 00T	2542P07 00T	15.24	17.8
8	2541P08 00T	2542P08 00T	17.78	20.3
9	2541P09 00T	2542P09 00T	20.32	22.9
10	2541P10 00T	2542P10 00T	22.86	25.4
11	2541P11 00T	2542P11 00T	25.40	27.9
12	2541P12 00T	2542P12 00T	27.94	30.5
13	2541P13 00T	2542P13 00T	30.48	33.0
14	2541P14 00T	2542P14 00T	33.02	35.6
15	2541P15 00T	2542P15 00T	35.56	38.1

Material

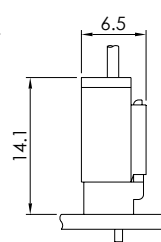
Part	Material
Base	Nylon 66 94V-0
Contact	Brass, Tin-plated

※ Available P/N of Halogen-Free replacement:
 2541P xx 00T-SNH (xx : Circuit No.)
 2542P xx 00T-SNH (xx : Circuit No.)

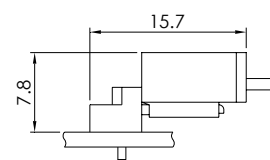
P.C. Board Layout / Assembly Layout



Straight Type



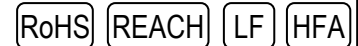
Right-Angle Type



2.54 Pitch 2560 SERIES CONNECTOR



2.54 mm Pitch Wire to Board Connector



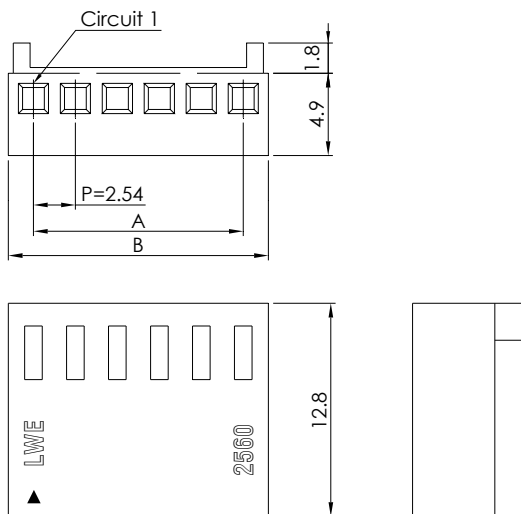
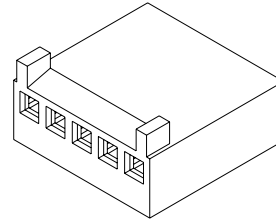
2560S Single-Row Housing

Specifications

- ◇ Current rating: 4A AC/DC (AWG 22)
- ◇ Voltage Range: 250V AC,DC
- ◇ Withstand Voltage: 1000V AC/Minute
- ◇ Contact Resistance: 10 mΩ Max. before environment test
- ◇ Insulation Resistance: 1000 MΩ Min.
- ◇ Temperature Range: -40°C to 105°C

Reference

- ◇ Mates with 2561P,2562P Headers
- ◇ Use with 2563T Terminal
- ◇ Certifications: UL , CSA



Ordering Information

Circuits	Part No.	Dimension	
		A	B
2	2560S0200	2.54	5.7
3	2560S0300	5.08	8.3
4	2560S0400	7.62	10.8
5	2560S0500	10.16	13.4
6	2560S0600	12.70	15.9
7	2560S0700	15.24	18.4
8	2560S0800	17.78	21.0
9	2560S0900	20.32	23.5
10	2560S1000	22.86	26.1
11	2560S1100	25.40	28.6
12	2560S1200	27.94	31.1
13	2560S1300	30.48	33.7
14	2560S1400	33.02	36.2
15	2560S1500	35.56	38.8

Material

Part	Material
Housing	Nylon 66 94V-0, Brick-Red

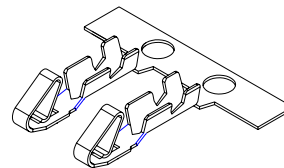
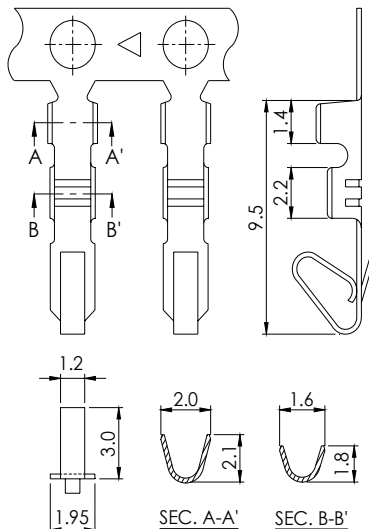
※ Available White color P/N: 2560S xx 10 (xx : Circuit No.)

※ Available P/N of Halogen-Free replacement:
2560S xx 00-INH (xx : Circuit No.)

2563T Crimp Terminal

Reference

- ◇ Mates with 2510SXX10,2560S, 2600S Housing



Ordering Information

Part Number	Applicable Wire		Q'ty / Reel
	AWG #	Insulation O.D. mm	
2563T011R	22 - 28	1.9 Max.	10,000
2563T012R	22 - 28	1.9 Max.	10,000

Material

Part	Material	Remark
2563T011R	Phosphor Bronze, Tin-plated	
2563T012R	Brass, Tin-plated	

※ Halogen-free product

※ Contact for more plating selection.

2.54 Pitch 2560 SERIES CONNECTOR



2.54 mm Pitch Wire to Board Connector



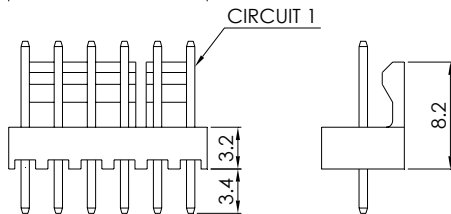
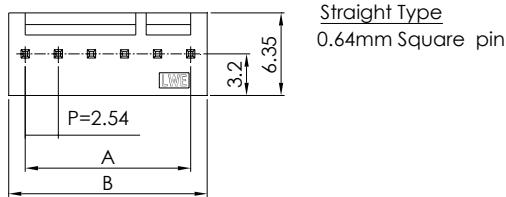
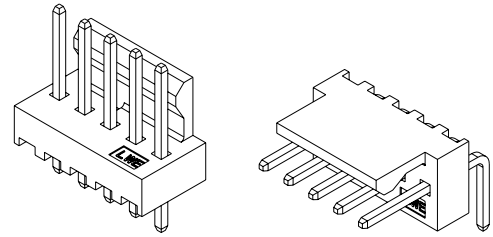
2561P, 2562P DIP Header

Specifications

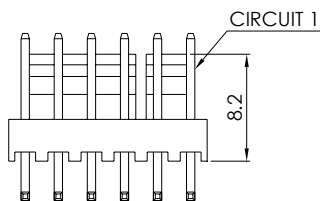
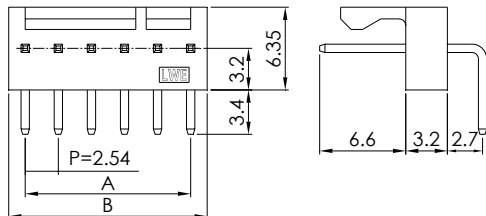
- ◇ Current rating: 4A AC/DC (AWG 22)
- ◇ Voltage Range: 250V AC,DC
- ◇ Withstand Voltage: 1000V AC/Minute
- ◇ Contact Resistance: 10 mΩ Max. before environment test
- ◇ Insulation Resistance: 1000 MΩ Min.
- ◇ Temperature Range: -40°C to 105°C
- ◇ Applicable PC Board Thickness: 1.6mm

Reference

- ◇ Mates with 2560S Housing
- ◇ Certifications: UL , CSA



Right -Angle Type
0.64mm Square pin



Ordering Information

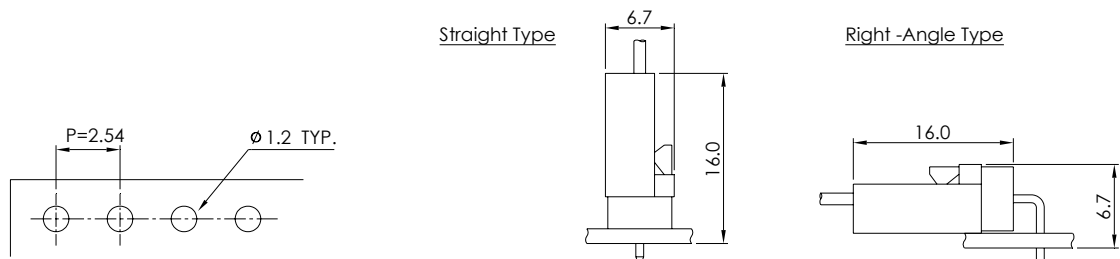
Circuits	Part No.		Dimension	
	Straight	Right Angle	A	B
2	2561P0200T	2562P0200T	2.54	5.1
3	2561P0300T	2562P0300T	5.08	7.6
4	2561P0400T	2562P0400T	7.62	10.2
5	2561P0500T	2562P0500T	10.16	12.7
6	2561P0600T	2562P0600T	12.70	15.2
7	2561P0700T	2562P0700T	15.24	17.8
8	2561P0800T	2562P0800T	17.78	20.3
9	2561P0900T	2562P0900T	20.32	22.9
10	2561P1000T	2562P1000T	22.86	25.4
11	2561P1100T	2562P1100T	25.40	27.9
12	2561P1200T	2562P1200T	27.94	30.5
13	2561P1300T	2562P1300T	30.48	33.0
14	2561P1400T	2562P1400T	33.02	35.6
15	2561P1500T	2562P1500T	35.56	38.1

Material

Part	Material
Base	Nylon 66 94V-0, Brick-Red
Contact	Brass, Tin-plated

※ Available P/N of Halogen-Free replacement:
2561P xx 00T-INH (xx : Circuit No.)
2562P xx 00T-INH (xx : Circuit No.)

P.C. Board Layout / Assembly Layout



2.54 Pitch 2560 SERIES CONNECTOR



2.54 mm Pitch Wire to Board Connector

RoHS REACH LF HFA

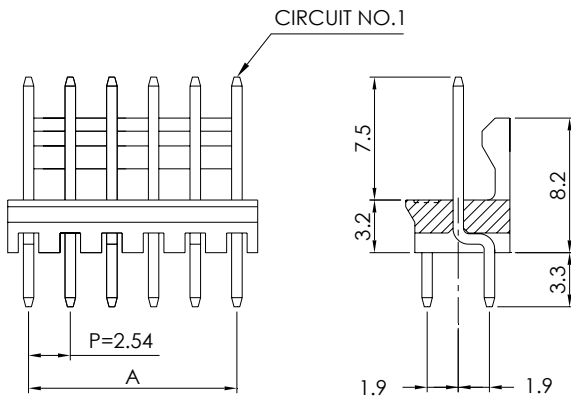
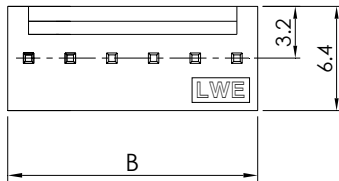
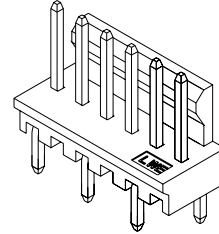
2561P DIP Straggled Header

Specifications

- ◇ Current rating: 4A AC/DC (AWG 22)
- ◇ Voltage Range: 250V AC,DC
- ◇ Withstand Voltage: 1000V AC/Minute
- ◇ Contact Resistance: 10 mΩ Max. before environment test
- ◇ Insulation Resistance: 1000 MΩ Min.
- ◇ Temperature Range: -40°C to 105°C
- ◇ Applicable PC Board Thickness: 1.6mm

Reference

- ◇ Mates with 2560S Housing



Ordering Information

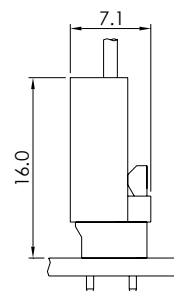
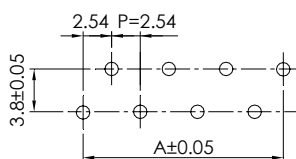
Circuits	Part No.	Dimension	
		A	B
2	2561P02G3T	2.54	5.1
3	2561P03G3T	5.08	7.6
4	2561P04G3T	7.62	10.2
5	2561P05G3T	10.16	12.7
6	2561P06G3T	12.70	15.2
7	2561P07G3T	15.24	17.8
8	2561P08G3T	17.78	20.3
9	2561P09G3T	20.32	22.9
10	2561P10G3T	22.86	25.4

Material

Part	Material
Base	PBT 94V-0, White
Contact	Brass, Tin-Plated

※ Available P/N of Halogen-Free replacement:
2561P xx G3T-SNH (xx : Circuit No.)

P.C. Board Layout / Assembly Layout



2.54 Pitch 2570 SERIES CONNECTOR

2.54 mm Pitch Wire to Board Connector

RoHS REACH LF HFA

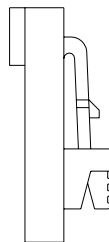
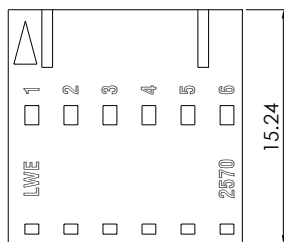
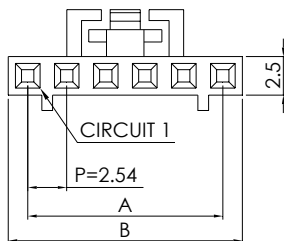
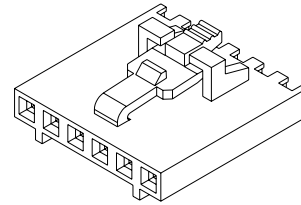
2570S Single-Row Plug Housing

Specifications

- ◇ Current rating: 3A AC/DC (AWG 24)
- ◇ Voltage Range: 250V AC,DC
- ◇ Withstand Voltage: 1500V AC/Minute
- ◇ Contact Resistance: 15 mΩ Max. before environment test
- ◇ Insulation Resistance: 10000 MΩ Min.
- ◇ Temperature Range: -40°C to 120°C

Reference

- ◇ Mates with 2571P,2572P Header, 2570M Receptacle Housing
- ◇ Use with 2573T Terminal
- ◇ Certifications: UL , CSA



Ordering Information

Circuits	Part No.	Dimension	
		A	B
2	2570S0203	2.54	5.1
3	2570S0303	5.08	7.6
4	2570S0403	7.62	10.2
5	2570S0503	10.16	12.7
6	2570S0603	12.70	15.2
7	2570S0703	15.24	17.8
8	2570S0803	17.78	20.3
9	2570S0903	20.32	22.9
10	2570S1003	22.86	25.4
11	2570S1103	25.40	27.9
12	2570S1203	27.94	30.5
13	2570S1303	30.48	33.0
14	2570S1403	33.02	35.6
15	2570S1503	35.56	38.1

Material

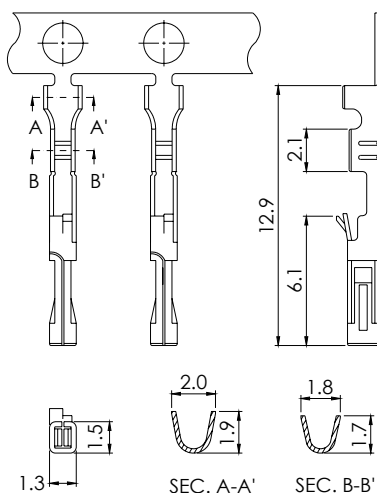
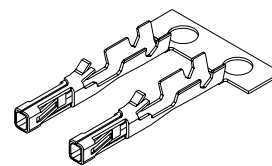
Part	Material
Housing	PBT 94V-0, Black

※ Available P/N of Halogen-Free replacement:
2570S xx 03-BNH (xx : Circuit No.)

2573T Crimp Terminal

Reference

- ◇ Mates with 2570S Housing



Ordering Information

Part Number	Applicable Wire		Q'ty / Reel
	AWG #	Insulation O.D. mm	
2573T011R	24 - 30	1.6 Max.	15,000
2573T012R	24 - 30	1.6 Max.	15,000

Material

Part	Material	Plating	Remark
2573T011R	Phosphor Bronze,	Tin-plated	
2573T012R	Brass,	Tin-plated	

※ Halogen-free product

※ Contact for more plating selection.

2.54 Pitch 2570 SERIES CONNECTOR



2.54 mm Pitch Wire to Board Connector



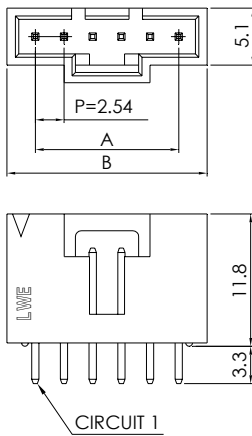
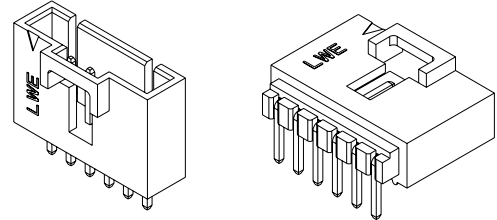
2571P, 2572P DIP Header

Specifications

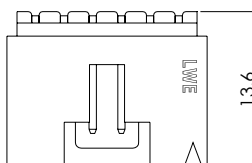
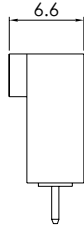
- ◇ Current rating: 3A AC/DC (AWG 24)
- ◇ Voltage Range: 250V AC,DC
- ◇ Withstand Voltage: 1500V AC/Minute
- ◇ Contact Resistance: 15 mΩ Max. before environment test
- ◇ Insulation Resistance: 10000 MΩ Min.
- ◇ Temperature Range: -40°C to 120°C
- ◇ Applicable PC Board Thickness: 1.6mm

Reference

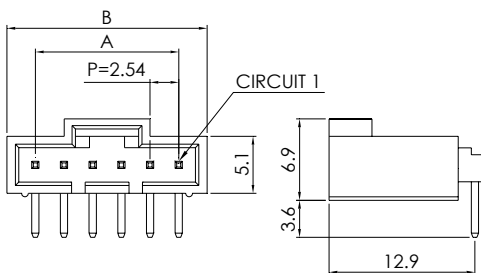
- ◇ Mates with 2570S Housing
- ◇ Certifications: UL , CSA



Straight Type
0.64mm Square pin



Right-Angle Type
0.64mm Square pin



Ordering Information

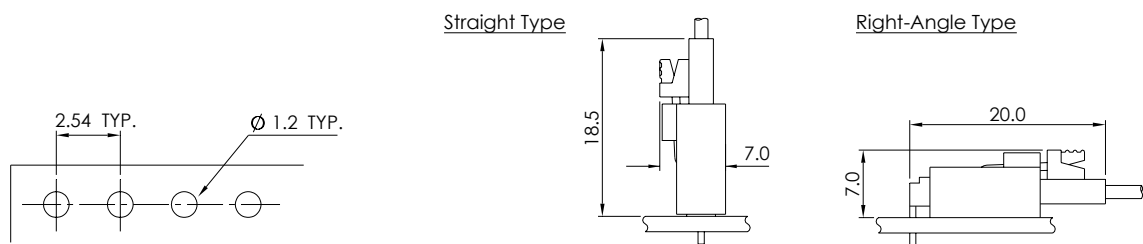
Circuits	Part No.		Dimension	
	Straight	Right Angle	A	B
2	2571P0203T	2572P0203T	2.54	7.6
3	2571P0303T	2572P0303T	5.08	10.1
4	2571P0403T	2572P0403T	7.62	12.7
5	2571P0503T	2572P0503T	10.16	15.2
6	2571P0603T	2572P0603T	12.70	17.8
7	2571P0703T	2572P0703T	15.24	20.3
8	2571P0803T	2572P0803T	17.78	22.8
9	2571P0903T	2572P0903T	20.32	25.4
10	2571P1003T	2572P1003T	22.86	27.9
11	2571P1103T	2572P1103T	25.40	30.5
12	2571P1203T	2572P1203T	27.94	33.0
13	2571P1303T	2572P1303T	30.48	35.5
14	2571P1403T	2572P1403T	33.02	38.1
15	2571P1503T	2572P1503T	35.56	40.6

Material

Part	Material	Remark
Base	PBT 94V-0, Black	
Contact	Brass, Tin-Plated	

※ Available P/N of Halogen-Free replacement:
2571P xx 03T-BNH (xx : Circuits No.)
2572P xx 03T-BNH (xx : Circuits No.)

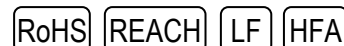
P.C. Board Layout / Assembly Layout



2.54 Pitch 2570 SERIES CONNECTOR



2.54 mm Pitch Wire to Wire Connector



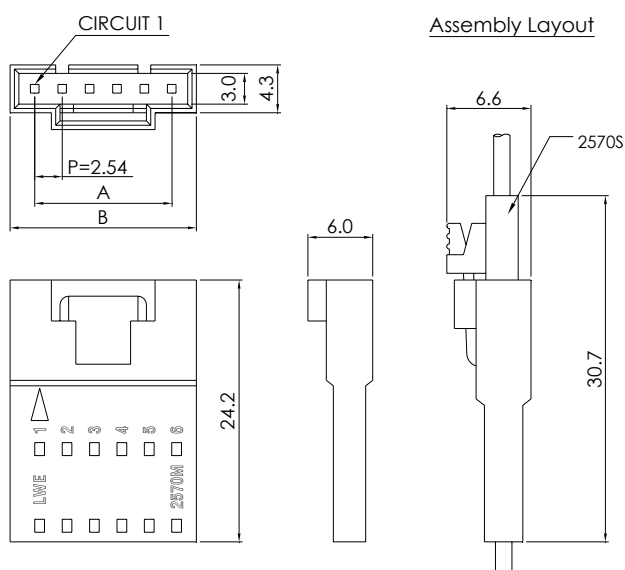
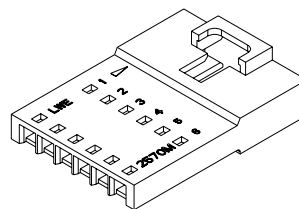
Specifications

- ◇ Current rating: 3A AC/DC (AWG 22)
- ◇ Voltage Range: 250V AC,DC
- ◇ Withstand Voltage: 1500V AC/Minute
- ◇ Contact Resistance: 15 mΩ Max. before environment test
- ◇ Insulation Resistance: 10000 MΩ Min.
- ◇ Temperature Range: -40°C to 120°C

Reference

- ◇ Mates with 2570S Plug Housing
- ◇ Use with 2573TM Terminal

2570M Receptacle Housing



Ordering Information

Circuits	Part No.	Dimension	
		A	B
2	2570M0203	2.54	5.08
3	2570M0303	5.08	7.62
4	2570M0403	7.62	10.16
5	2570M0503	10.16	12.70
6	2570M0603	12.70	15.24
7	2570M0703	15.24	17.78
8	2570M0803	17.78	20.32
9	2570M0903	20.32	22.86
10	2570M1003	22.86	25.40
11	2570M1103	25.40	27.94
12	2570M1203	27.94	30.48
13	2570M1303	30.48	33.02
14	2570M1403	33.02	35.56
15	2570M1503	35.56	38.10

Material

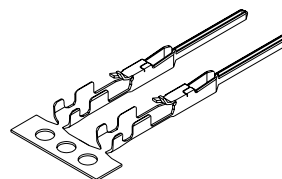
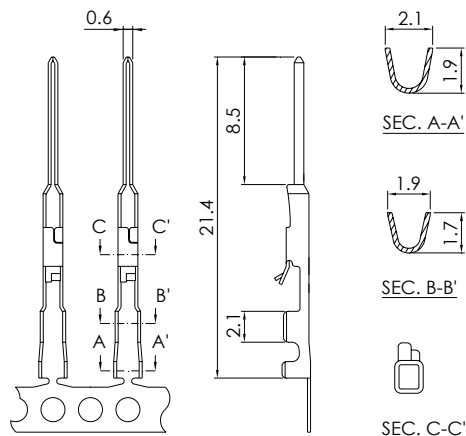
Part	Material
Housing	PBT 94V-0, Black

※ Available P/N of Halogen-Free replacement:
2570M xx 03-BNH (xx : Circuit No.)

2573TM Crimp Terminal

Reference

- ◇ Mates with 2570M Housing



Ordering Information

Part Number	Applicable Wire		Q'ty / Reel
	AWG #	Insulation O.D. mm	
2573TM11R	24 - 30	1.6 Max.	15,000

Material

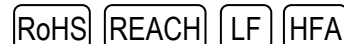
Part	Material	Plating	Remark
2573TM11R	Phosphor Bronze,	Tin-plated	

※ Halogen-free product
※ Contact for more plating selection.

2.54 Pitch 2580 SERIES CONNECTOR



2.54 mm Pitch Wire to Board Connector



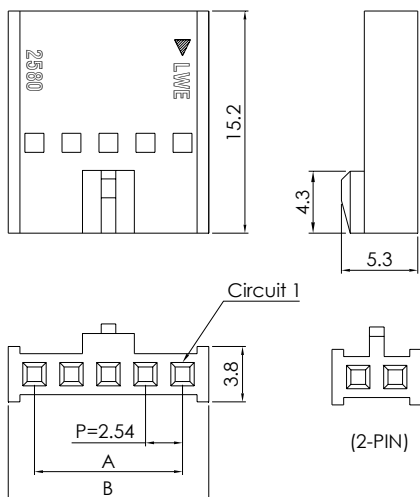
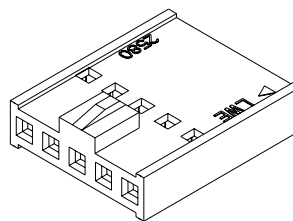
2580S Single-Row Housing

Specifications

- ◇ Current rating: 3A AC/DC (AWG 22)
- ◇ Voltage Range: 350V AC,DC
- ◇ Withstand Voltage: 1000V AC/Minute
- ◇ Contact Resistance: 20 mΩ Max. before environment test
- ◇ Insulation Resistance: 1000 MΩ Min.
- ◇ Temperature Range: -55°C to 125°C

Reference

- ◇ Mates with 2581P,2582P Headers
- ◇ Use with 2583T Terminal
- ◇ Material: PBT 94V-0, Black
- ◇ Certifications: UL , CSA



Ordering Information

Circuits	Part No. With Rib	Dimension	
		A	B
2	2580S02A3	2.54	6.1
3	2580S03A3	5.08	8.3
4	2580S04A3	7.62	10.8
5	2580S05A3	10.16	13.4
6	2580S06A3	12.70	15.9
7	2580S07A3	15.24	18.4
8	2580S08A3	17.78	21.0
9	2580S09A3	20.32	23.5
10	2580S10A3	22.86	26.1
11	2580S11A3	25.40	28.6
12	2580S12A3	27.94	31.1
13	2580S13A3	30.48	33.7
14	2580S14A3	33.02	36.2
15	2580S15A3	35.56	38.8

Material

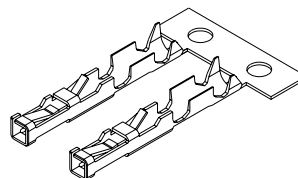
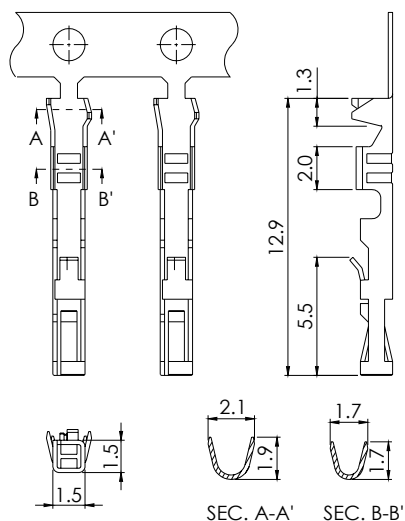
Part	Material	Remark
Housing	PBT 94V-0, BLACK	

※ Available P/N of Halogen-Free replacement:
2580S xx A3-BNH (xx : Circuit No.)

2583T Crimp Terminal

Reference

- ◇ Mates with 2580S Housing



Ordering Information

Part Number	Applicable Wire		Q'ty / Reel
	AWG #	Insulation O.D. mm	
2583T021R	22 - 24	1.2 Max.	15,000

Material

Part	Material	Remark
2583T021R	Phosphor Bronze, Tin-plated	

- ※ Halogen-free product
- ※ Contact for more plating selection.

2.54 Pitch 2580 SERIES CONNECTOR



2.54 mm Pitch Wire to Board Connector



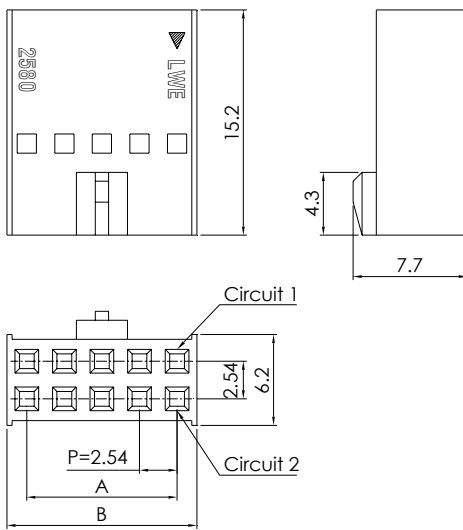
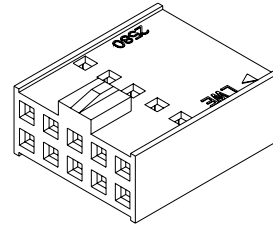
2580S Dual-Row Housing

Specifications

- ◇ Current rating: 3A AC/DC (AWG 22)
- ◇ Voltage Range: 350V AC,DC
- ◇ Withstand Voltage: 1000V AC/Minute
- ◇ Contact Resistance: 20 mΩ Max. before environment test
- ◇ Insulation Resistance: 1000 MΩ Min.
- ◇ Temperature Range: -55°C to 125°C

Reference

- ◇ Mates with 2581P,2582P Headers
- ◇ Use with 2583T Terminal
- ◇ Material: PBT 94V-0, Black
- ◇ Certifications: UL , CSA



Ordering Information

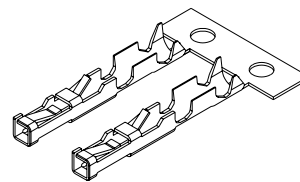
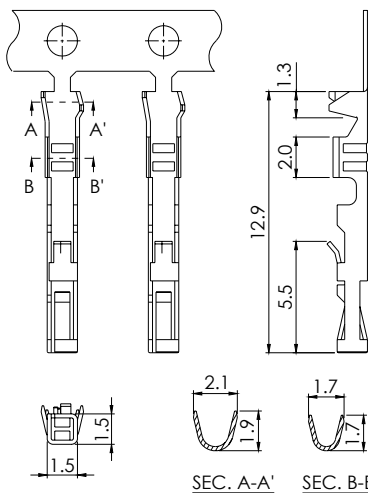
Circuits	Part No.	Dimension	
		A	B
6	2580S0603	5.08	7.8
8	2580S0803	7.62	10.3
10	2580S1003	10.16	12.9
12	2580S1203	12.70	15.4
14	2580S1403	15.24	17.9
16	2580S1603	17.78	20.5
18	2580S1803	20.32	23.0
20	2580S2003	22.86	25.6
22	2580S2203	25.40	28.1
24	2580S2403	27.94	30.6
26	2580S2603	30.48	33.2
28	2580S2803	33.02	35.7
30	2580S3003	35.56	38.3
32	2580S3203	38.10	40.8
34	2580S3403	40.64	43.3
36	2580S3603	43.18	45.9
38	2580S3803	45.72	48.4
40	2580S4003	48.26	51.0

※ Available P/N of Halogen-Free replacement:
 2580S xx 03-BNH (xx : Circuit No.)
 2580S xx 23-BNH (xx : Circuit No.)

2583T Crimp Terminal

Reference

- ◇ Mates with 2580S Housing



Ordering Information

Part Number	Applicable Wire		Q'ty / Reel
	AWG #	Insulation O.D. mm	
2583T021R	22 - 24	1.2 Max.	15,000

Material

Part	Material	Remark
2583T021R	Phosphor Bronze, Tin-plated	

※ Halogen-free product
 ※ Contact for more plating selection.

2.54 Pitch 2580 SERIES CONNECTOR



2.54 mm Pitch Wire to Board Connector



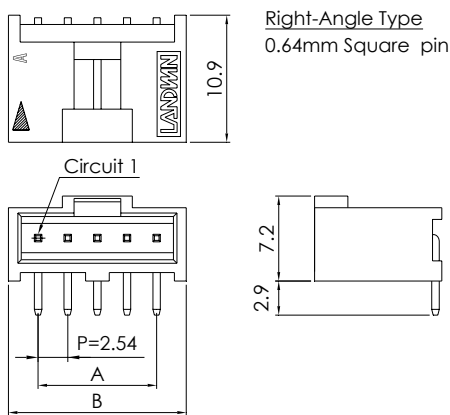
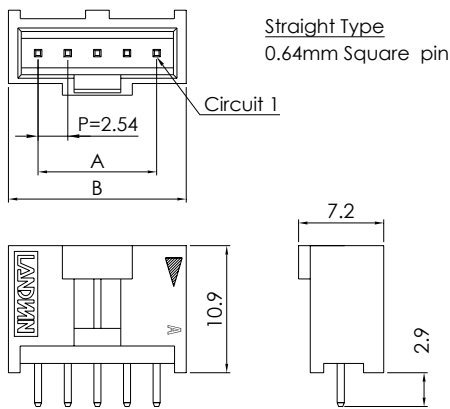
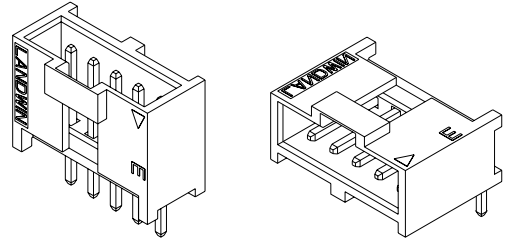
2581P, 2582P Single-Row DIP Header

Specifications

- ◇ Current rating: 3A AC/DC (AWG 22)
- ◇ Voltage Range: 350V AC,DC
- ◇ Withstand Voltage: 1000V AC/Minute
- ◇ Contact Resistance: 20 mΩ Max. before environment test
- ◇ Insulation Resistance: 1000 MΩ Min.
- ◇ Temperature Range: -55°C to 125°C
- ◇ Applicable PC Board Thickness: 1.6mm

Reference

- ◇ Mates with 2580S Single-Row Housing
- ◇ Certifications: UL , CSA



Ordering Information

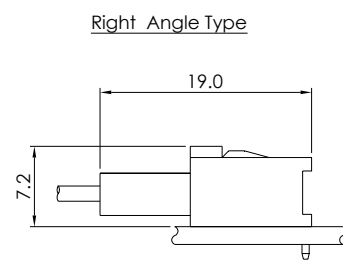
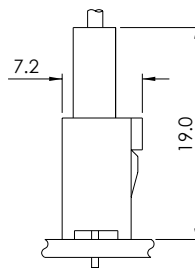
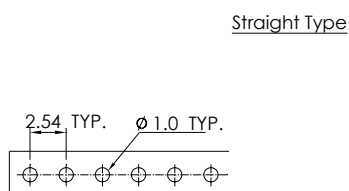
Circuits	Part No.		Dimension	
	Straight	Right Angle	A	B
2	2581P02A3X	2582P02A3X	2.54	8.8
3	2581P03A3X	2582P03A3X	5.08	11.4
4	2581P04A3X	2582P04A3X	7.62	13.9
5	2581P05A3X	2582P05A3X	10.16	16.4
6	2581P06A3X	2582P06A3X	12.70	19.0
7	2581P07A3X	2582P07A3X	15.24	21.5
8	2581P08A3X	2582P08A3X	17.78	24.1
9	2581P09A3X	2582P09A3X	20.32	26.6
10	2581P10A3X	2582P10A3X	22.86	29.1
11	2581P11A3X	2582P11A3X	25.40	31.7
12	2581P12A3X	2582P12A3X	27.94	34.2
13	2581P13A3X	2582P13A3X	30.48	36.8
14	2581P14A3X	2582P14A3X	33.02	39.3
15	2581P15A3X	2582P15A3X	35.56	41.8

Material

Part	Material	Remark
Base	PBT 94V-0, Black	
Contact	Brass, Selected Gold-Plated	X= A
	Brass, Tin-Plated	X= T

※ Available P/N of Halogen-Free replacement:
 2581P xx A3X-BNH (xx : Circuit No.)
 2582P xx A3X-BNH (xx : Circuit No.)

P.C. Board Layout / Assembly Layout



2.54 Pitch 2580 SERIES CONNECTOR



2.54 mm Pitch Wire to Board Connector



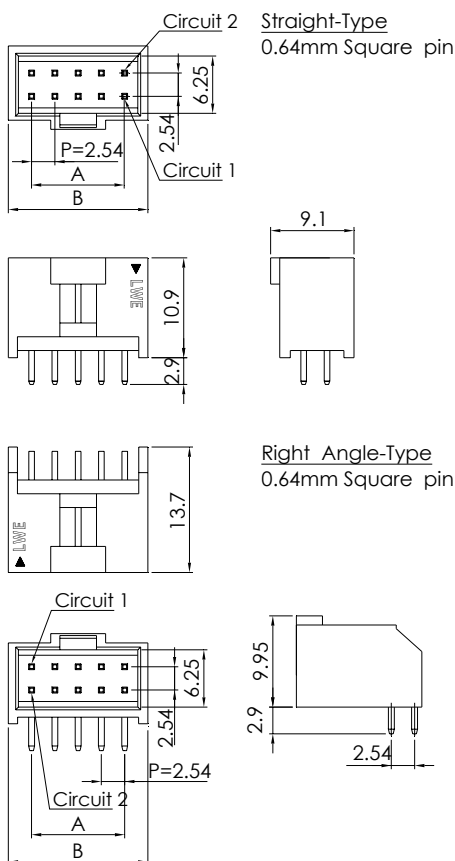
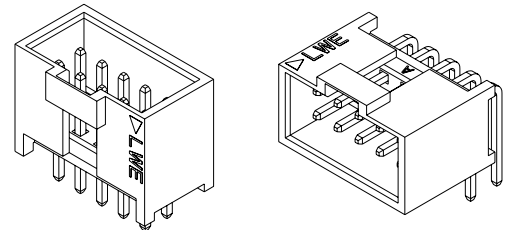
2581P, 2582P Dual-Row DIP Header

Specifications

- ◇ Current rating: 3A AC/DC (AWG 22)
- ◇ Voltage Range: 350V AC,DC
- ◇ Withstand Voltage: 1000V AC/Minute
- ◇ Contact Resistance: 20 mΩ Max. before environment test
- ◇ Insulation Resistance: 1000 MΩ Min.
- ◇ Temperature Range: -55°C to 125°C
- ◇ Applicable PC Board Thickness: 1.6mm

Reference

- ◇ Mates with 2580S Dual-Rows Housing
- ◇ Certifications: UL , CSA



Ordering Information

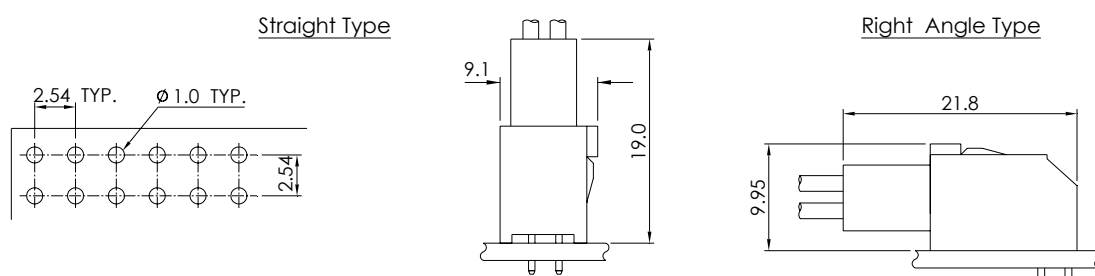
Circuits	Part No.		Dimension	
	Straight	Right Angle	A	B
6	2581P0603X	2582P0603X	5.08	10.2
8	2581P0803X	2582P0803X	7.62	12.7
10	2581P1003X	2582P1003X	10.16	15.2
12	2581P1203X	2582P1203X	12.70	17.8
14	2581P1403X	2582P1403X	15.24	20.3
16	2581P1603X	2582P1603X	17.78	22.9
18	2581P1803X	2582P1803X	20.32	25.4
20	2581P2003X	2582P2003X	22.86	27.9
22	2581P2203X	2582P2203X	25.40	30.5
24	2581P2403X	2582P2403X	27.94	33.0
26	2581P2603X	2582P2603X	30.48	35.6
28	2581P2803X	2582P2803X	33.02	38.1
30	2581P3003X	2582P3003X	35.56	40.6
32	2581P3203X	2582P3203X	38.10	43.2
34	2581P3403X	2582P3403X	40.64	45.7
36	2581P3603X	2582P3603X	43.18	48.3
38	2581P3803X	2582P3803X	45.72	50.8
40	2581P4003X	2582P4003X	48.26	53.3

Material

Part	Material	Remark
Base	PBT 94V-0, Black	
Contact	Brass, Selected Gold-Plated	X= A
	Brass, Tin-Plated	X= T

※ Available P/N of Halogen-Free replacement:
 2581P xx 03T-BNH (xx : Circuit No.)
 2582P xx 03T-BNH (xx : Circuit No.)

P.C. Board Layout / Assembly Layout



2.54 Pitch 2580 SERIES CONNECTOR



2.54 mm Pitch Wire to Board Connector



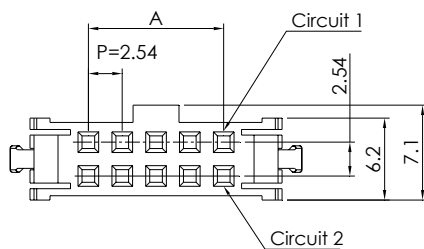
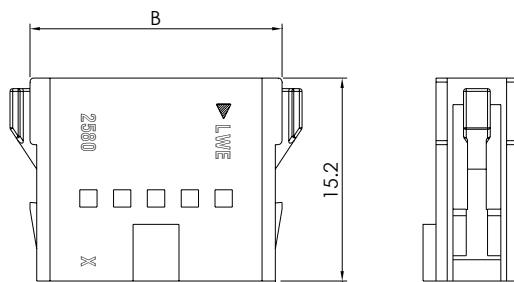
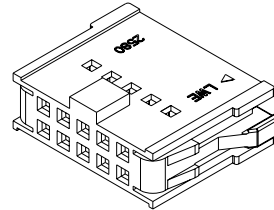
2580S Dual-Row Housing, Type-C

Specifications

- ◇ Current rating: 3A AC/DC (AWG 22)
- ◇ Voltage Range: 350V AC,DC
- ◇ Withstand Voltage: 1000V AC/Minute
- ◇ Contact Resistance: 20 mΩ Max. before environment test
- ◇ Insulation Resistance: 1000 MΩ Min.
- ◇ Temperature Range: -55°C to 125°C

Reference

- ◇ Mates with 2581P,2582P Type-C Headers
- ◇ Use with 2583T Terminal
- ◇ Certifications: UL , CSA



Ordering Information

Circuits	Part No.	Dimension	
		A	B
4	2580S04C3	2.54	5.2
6	2580S06C3	5.08	7.8
8	2580S08C3	7.62	10.3
10	2580S10C3	10.16	12.9
12	2580S12C3	12.70	15.4
14	2580S14C3	15.24	17.9
16	2580S16C3	17.78	20.5
18	2580S18C3	20.32	23.0
20	2580S20C3	22.86	25.6
22	2580S22C3	25.40	28.1
24	2580S24C3	27.94	30.6
26	2580S26C3	30.48	33.2
28	2580S28C3	33.02	35.7
30	2580S30C3	35.56	38.3
32	2580S32C3	38.10	40.8
34	2580S34C3	40.64	43.3
36	2580S36C3	43.18	45.9

Material

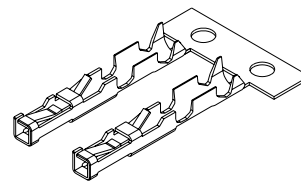
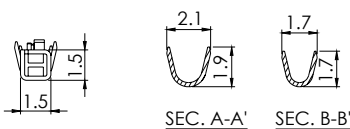
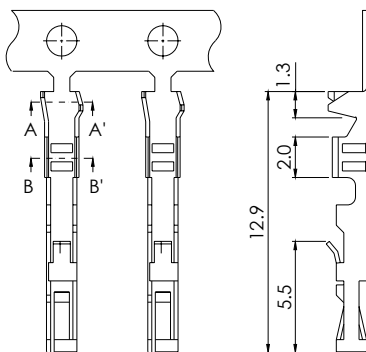
Part	Material	Remark
Housing	PBT 94V-0, Black	

※ Available P/N of Halogen-Free replacement:
2580S xx C3-BNH (xx : Circuit No.)

Reference

- ◇ Mates with 2580S Housing

2583T Crimp Terminal



Ordering Information

Part Number	Applicable Wire		Q'ty / Reel
	AWG #	Insulation O.D. mm	
2583T021R	22 - 24	1.2 Max.	15,000

Material

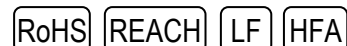
Part	Material	Remark
2583T021R	Phosphor Bronze, Tin-plated	

※ Halogen-free product
※ Contact for more plating selection.

2.54 Pitch 2580 SERIES CONNECTOR



2.54 mm Pitch Wire to Board Connector



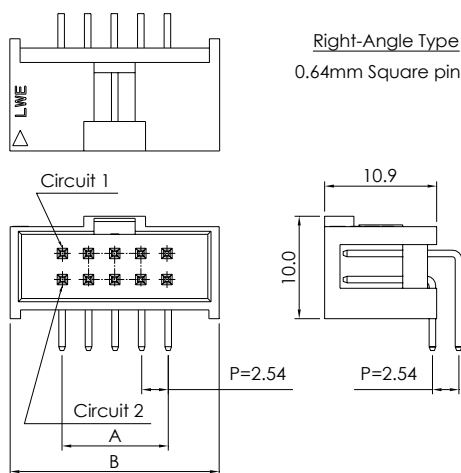
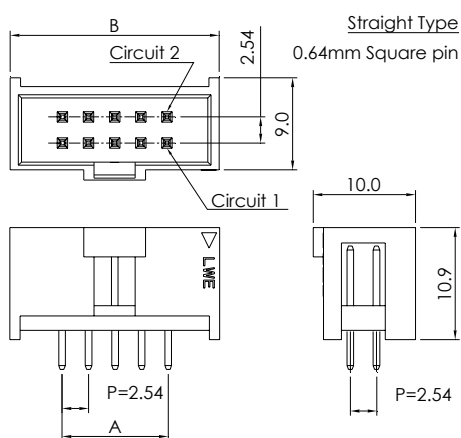
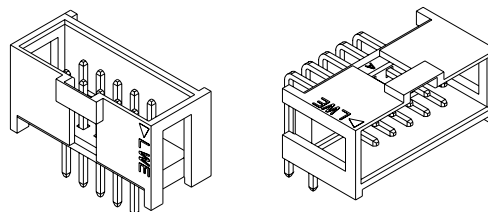
2581P, 2582P DIP Header Single-Row Type-C

Specifications

- ◇ Current rating: 3A AC/DC (AWG 22)
- ◇ Voltage Range: 350V AC,DC
- ◇ Withstand Voltage: 1000V AC/Minute
- ◇ Contact Resistance: 20 mΩ Max. before environment test
- ◇ Insulation Resistance: 1000 MΩ Min.
- ◇ Temperature Range: -55°C to 125°C
- ◇ Applicable PC Board Thickness: 1.6mm

Reference

- ◇ Mates with 2580S Type-C Single-Row Housing
- ◇ Certifications: UL , CSA



Ordering Information

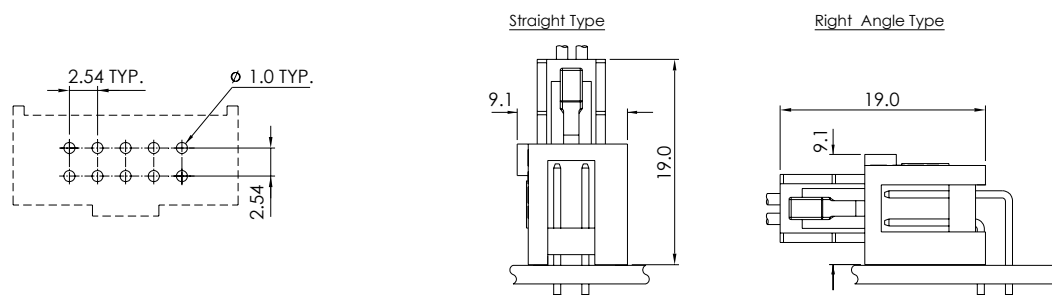
Circuits	Part No.		Dimension	
	Straight	Right Angle	A	B
4	2581P04C3T	2582P04C3T	2.54	7.6
6	2581P06C3T	2582P06C3T	5.08	10.2
8	2581P08C3T	2582P08C3T	7.62	12.7
10	2581P10C3T	2582P10C3T	10.16	15.2
12	2581P12C3T	2582P12C3T	12.70	17.8
14	2581P14C3T	2582P14C3T	15.24	20.3
16	2581P16C3T	2582P16C3T	17.78	22.9
18	2581P18C3T	2582P18C3T	20.32	25.4
20	2581P20C3T	2582P20C3T	22.86	27.9
22	2581P22C3T	2582P22C3T	25.40	30.5
24	2581P24C3T	2582P24C3T	27.94	33.0
26	2581P26C3T	2582P26C3T	30.48	35.6
28	2581P28C3T	2582P28C3T	33.02	38.1
30	2581P30C3T	2582P30C3T	35.56	40.6
32	2581P32C3T	2582P32C3T	38.10	43.2
34	2581P34C3T	2582P34C3T	40.64	45.7
36	2581P36C3T	2582P36C3T	43.18	48.3

Material

Part	Material	Remark
Base	PBT 94V-0, Black	
Contact	Brass, Tin-Plated	

※ Available P/N of Halogen-Free replacement:
 2581P xx C3X-BNH (xx : Circuit No.)
 2582P xx C3X-BNH (xx : Circuit No.)

P.C. Board Layout / Assembly Layout



2.54 Pitch 2630 SERIES CONNECTOR



2.54 mm Pitch Wire to Board, Wire to Wire Connector



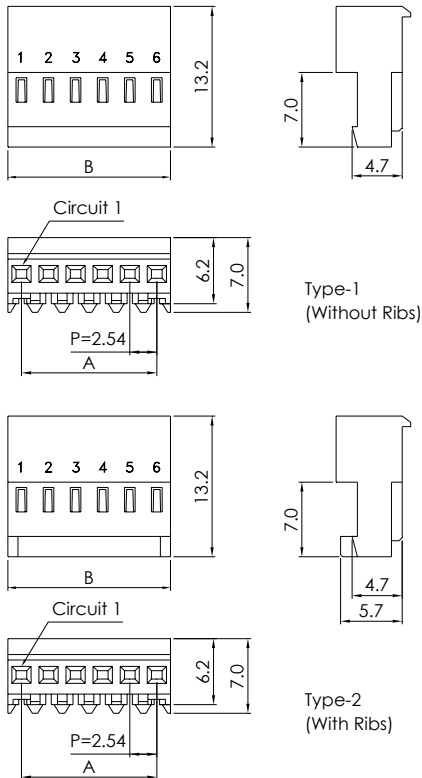
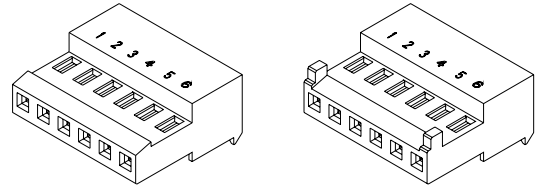
2630R IDC Plug

Specifications

- ◇ Current rating: 5A AC/DC (AWG 22)
- ◇ Voltage Range: 250V AC, DC
- ◇ Withstand Voltage: 750V AC/Minute
- ◇ Contact Resistance: 6 mΩ Max. before environment test
- ◇ Insulation Resistance: 5000 MΩ Min.
- ◇ Temperature Range: -55°C to 105°C
- ◇ Wire Size: 22 AWG, 24 AWG, 26 AWG, 28 AWG

Reference

- ◇ Mates with 2631P, 2632P Headers
- ◇ Mates with 2630P Series IDC Receptacle Connector
- ◇ Certifications: UL, CSA



Ordering Information

Circuits	Part No.		Dimension	
	Without Ribs	With Ribs	A	B
2	2630R0222T -1X	2630R0222T -2X	2.54	5.08
3	2630R0322T -1X	2630R0322T -2X	5.08	7.62
4	2630R0422T -1X	2630R0422T -2X	7.62	10.16
5	2630R0522T -1X	2630R0522T -2X	10.16	12.70
6	2630R0622T -1X	2630R0622T -2X	12.70	15.24
7	2630R0722T -1X	2630R0722T -2X	15.24	17.78
8	2630R0822T -1X	2630R0822T -2X	17.78	20.32
9	2630R0922T -1X	2630R0922T -2X	20.32	22.86
10	2630R1022T -1X	2630R1022T -2X	22.86	25.40
11	2630R1122T -1X	2630R1122T -2X	25.40	27.94
12	2630R1222T -1X	2630R1222T -2X	27.94	30.48
13	2630R1322T -1X	2630R1322T -2X	30.48	33.02
14	2630R1422T -1X	2630R1422T -2X	33.02	35.56

Material

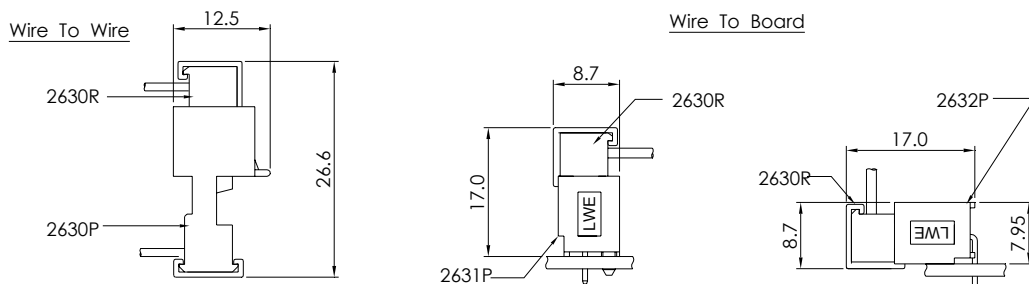
Part	Material
Housing	Nylon 66 94V-2
Contact	Phosphor Bronze, Tin-Plated

Application

"X" Code	Color of Housing	Applicable Wire
X=2	Red	22 AWG
X=0	Natural	24 AWG
X=6	Blue	26 AWG
X=5	Green	28 AWG

※ Available P/N of Halogen-Free replacement:
 2630R xx 22T-1X-NH (xx : Circuit No.)
 2630R xx 22T-2X-NH (xx : Circuit No.)

P.C. Board Layout / Assembly Layout



2.54 Pitch 2630 SERIES CONNECTOR



2.54 mm Pitch Wire to Wire Connector



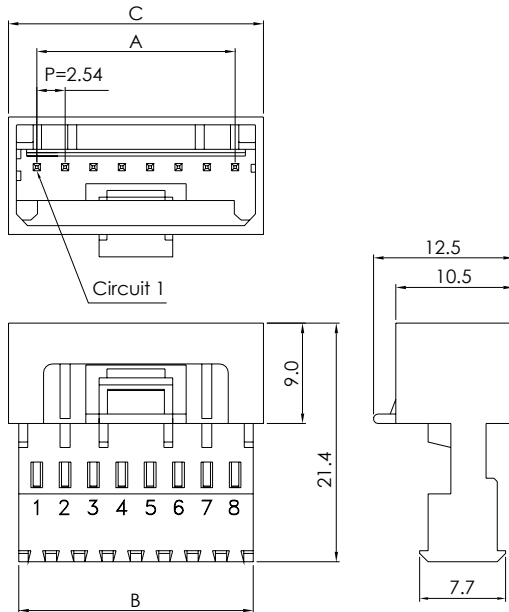
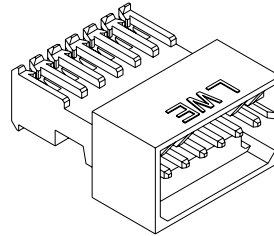
2630P IDC Receptacle Connector

Specifications

- ◇ Current rating: 5A AC/DC (AWG 22)
- ◇ Voltage Range: 250V AC,DC
- ◇ Withstand Voltage: 750V AC/Minute
- ◇ Contact Resistance: 6 mΩ Max. before environment test
- ◇ Insulation Resistance: 5000 MΩ Min.
- ◇ Temperature Range: -55°C to 105°C
- ◇ Applicable Wire Size: 22 AWG, 24 AWG, 26 AWG, 28 AWG

Reference

- ◇ Mates with 2630R Series IDC Plug
- ◇ Certifications: UL , CSA



Ordering Information

Circuits	Part No.	Dimension		
		A	B	C
2	2630P0222T -1X	2.54	5.77	7.62
3	2630P0322T -1X	5.08	8.31	10.16
4	2630P0422T -1X	7.62	10.85	12.70
5	2630P0522T -1X	10.16	13.39	15.24
6	2630P0622T -1X	12.70	15.93	17.78
7	2630P0722T -1X	15.24	18.47	20.32
8	2630P0822T -1X	17.78	21.01	22.86
9	2630P0922T -1X	20.32	23.55	25.40
10	2630P1022T -1X	22.86	26.09	27.94
11	2630P1122T -1X	25.40	28.63	30.48
12	2630P1222T -1X	27.94	31.17	33.02
13	2630P1322T -1X	30.48	33.71	35.56
14	2630P1422T -1X	33.02	36.25	38.10

Material

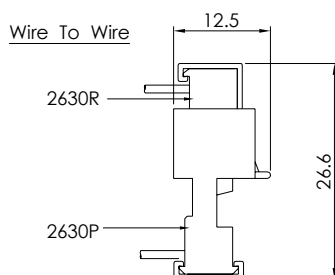
Part	Material
Housing	Nylon 66 94V-2
Contact	Phosphor Bronze, Tin-Plated

Application

"X: Code	Color of Housing	Applicable Wire
X=2	Red	22 AWG
X=0	Natural	24 AWG
X=6	Blue	26 AWG
X=8	Green	28 AWG

※ Available P/N of Halogen-Free replacement:
2630P xx 22T-1X-NH (xx : Circuit No.)

P.C. Board Layout / Assembly Layout



2.54 Pitch 2630 SERIES CONNECTOR



2.54 mm Pitch Wire to Board Connector



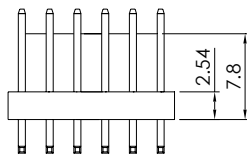
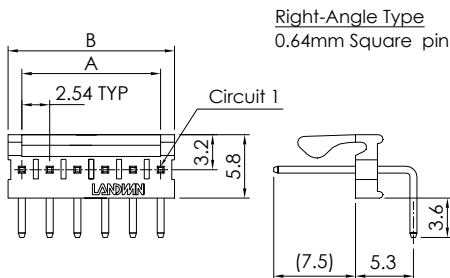
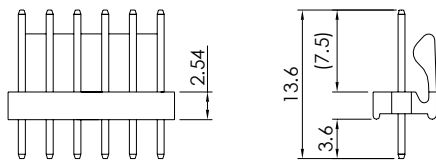
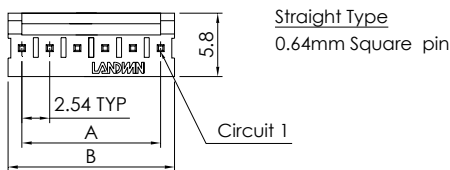
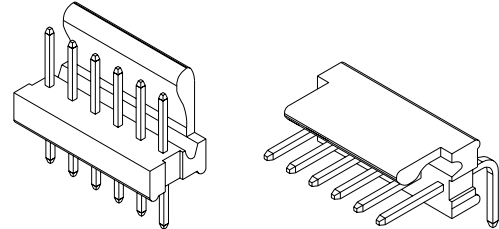
2631P, 2632P DIP Header

Specifications

- ◇ Current rating: 4A AC/DC (AWG 22)
- ◇ Voltage Range: 250V AC,DC
- ◇ Withstand Voltage: 750V AC/Minute
- ◇ Contact Resistance: 6 mΩ Max. before environment test
- ◇ Insulation Resistance: 5000 MΩ Min.
- ◇ Temperature Range: -55°C to 105°C
- ◇ Applicable PC Board Thickness: 1.6mm

Reference

- ◇ Mates with 2630R IDC Plug



Ordering Information

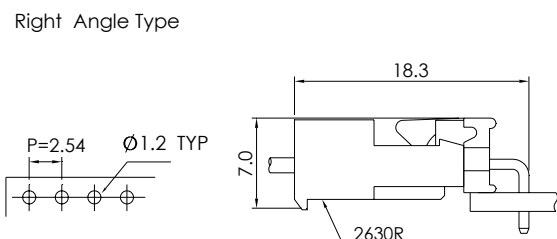
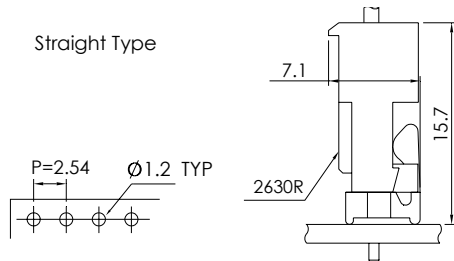
Circuits	Part No.		Dimension	
	Straight	Right Angle	A	B
2	2631P02A3T	2632P02A3T	2.54	5.08
3	2631P03A3T	2632P03A3T	5.08	7.62
4	2631P04A3T	2632P04A3T	7.62	10.16
5	2631P05A3T	2632P05A3T	10.16	12.70
6	2631P06A3T	2632P06A3T	12.70	15.24
7	2631P07A3T	2632P07A3T	15.24	17.78
8	2631P08A3T	2632P08A3T	17.78	20.32
9	2631P09A3T	2632P09A3T	20.32	22.86
10	2631P10A3T	2632P10A3T	22.86	25.40
11	2631P11A3T	2632P11A3T	25.40	27.94
12	2631P12A3T	2632P12A3T	27.94	30.48
13	2631P13A3T	2632P13A3T	30.48	33.02
14	2631P14A3T	2632P14A3T	33.02	35.56
15	2631P15A3T	2632P14A3T	35.56	38.10

Material

Part	Material
Base	PBT 94V-0, Natural(White)
Contact	Brass, Tin-Plated

※ Available P/N of Halogen-Free replacement:
 2631P xx A3T-SNH (xx : Circuit No.)
 2632P xx A3T-SNH (xx : Circuit No.)

P.C. Board Layout / Assembly Layout



2.54 Pitch 2630 SERIES CONNECTOR



2.54 mm Pitch Wire to Board Connector

RoHS REACH LF HFA

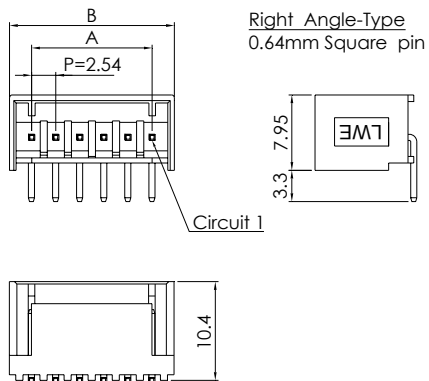
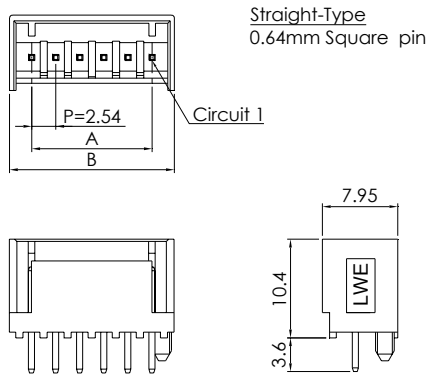
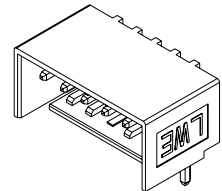
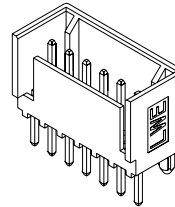
2631P, 2632P Shrouded DIP Header High-HDT

Specifications

- ◇ Current rating: 4A AC/DC (AWG 22)
- ◇ Voltage Range: 250V AC,DC
- ◇ Withstand Voltage: 750V AC/Minute
- ◇ Contact Resistance: 6 mΩ Max. before environment test
- ◇ Insulation Resistance: 5000 MΩ Min.
- ◇ Temperature Range: -55°C to 105°C
- ◇ Applicable PC Board Thickness: 1.6mm

Reference

- ◇ Mates with 2630R IDC Plug



Ordering Information

Circuits	Part No.		Dimension	
	Straight	Right Angle	A	B
2	2631P0234T	2632P0234T	2.54	7.2
3	2631P0334T	2632P0334T	5.08	9.8
4	2631P0434T	2632P0434T	7.62	12.3
5	2631P0534T	2632P0534T	10.16	14.8
6	2631P0634T	2632P0634T	12.70	17.4
7	2631P0734T	2632P0734T	15.24	19.9
8	2631P0834T	2632P0834T	17.78	22.5
9	2631P0934T	2632P0934T	20.32	25.0
10	2631P1034T	2632P1034T	22.86	27.5
11	2631P1134T	2632P1134T	25.40	30.1
12	2631P1234T	2632P1234T	27.94	32.6
13	2631P1334T	2632P1334T	30.48	35.2
14	2631P1434T	2632P1434T	33.02	37.7

Material

Part	Material
Base	High-HDT Nylon 94V-0, Black
Contact	Brass, Tin-Plated

※ Available P/N of Halogen-Free replacement:
 2631P xx 34T-BNH (xx : Circuit No.)
 2632P xx 34T-BNH (xx : Circuit No.)

P.C. Board Layout / Assembly Layout

